

Rack Risk

REPORT

You may have hazardous conditions in your facility. Learn how to identify them and prevent costly employee injury.



Over time, rack damage can accumulate through employee error, environmental influences, and general use. This damage is oftentimes left unreported or given a substandard “quick fix” that can lead to a rack collapse.

Therefore, conducting regular inspections of the condition of your racking is crucial to keeping your employees and products safe while also maintaining an efficient operation. If damage is found, contact a professional to evaluate your distribution center, determine any hazards, and correctly address them.

The examples presented in this booklet are just a few of the issues that a life safety and remediation specialist could detect and report to facility managers to begin the process of remediation.



Damage to frames

is common in a warehouse. Damage that should be addressed immediately includes:



→ Rips, tears, missing or broken **welds**

→ **Column** deformation greater than ½"

→ **Strut** deformation greater than 1"

→ **Corner** deformation in columns

→ Damage behind **beam connections**



Rack Repair is a viable option to replacing damaged uprights. It can reduce down-time to facility operations and is often more economically feasible compared to total frame replacement.



Unsafe



Safe

Column protection is a practical way to avoid damage to frames and should be installed at all row ends and all areas susceptible to impact.




There are various types of column protectors, a life safety and remediation professional can help decide which is best for your facility.

Fall Protection

should be installed at edges of catwalks and mezzanines to help guide employees and equipment.

Handrails

Handrails should be installed along open aisles, at the end of aisles that have drop offs, and along stairways.




Kickplates

Kickplates should be installed at row ends. Even a slight gap between the rack or wall and the edge of the flooring is a safety risk.



Unsafe



Safe

Safety Netting

Safety netting should be installed in areas where employees will be present and materials may fall from the rack.



Netting should be installed along stairways




Netting should be installed over staging areas



Additionally, all hardware securing safety netting should be attached so that the netting is taught.

Missing or loose anchors

create an unstable racking system that can lead to a collapse.



Anchors should be checked periodically, especially in areas where damaged frames are found.

Main & service aisles

Flooring

Flooring should be flush and professionally installed so to not pose a tripping hazard to employees or risk affecting equipment.



Unsafe




Safe

Aisles

Uneven aisles are dangerous for employees traveling through the facility.



Unsafe



Safe

Capacity overload situations

are not always obvious and should therefore be closely monitored. To help avoid this, ensure that weight capacities are displayed for employees on all applicable items such as beams, shelves and mezzanines.



Prominently display floor load limits.



Display safe working loads for each level of racking when possible.

Dislodgement of components


such as safety locks, cross bars and wire decks can affect properly storing materials on rack.

Cross Bars



Cross bars should be placed flush against the beam. Askew cross bars cause difficulty when placing materials on the rack and can cause injury to materials and personnel.

Safety Locks



Correctly fastened safety locks are very important to the instrumental to the integrity of the racking. Improperly fastened safety locks can lead to rack collapse or damage.

Wire Deck



Flush and parallel wire deck offers safe and easy material maneuvering. Improperly installed wire deck has a higher risk of damage to the deck, rack, material, and employees.

REB offers life safety and remediation assessments in which our specialists will evaluate your racking, give you a detailed list of safety risks, and offer remediation solutions to properly address damage. We've provided companies with these services for over 50 years and would be happy to assist you. Contact us for more information.



***Integrating Storage and Safety Solutions
in the Global Economy***

773-252-0400

info@rebstorage.com

www.rebstorage.com