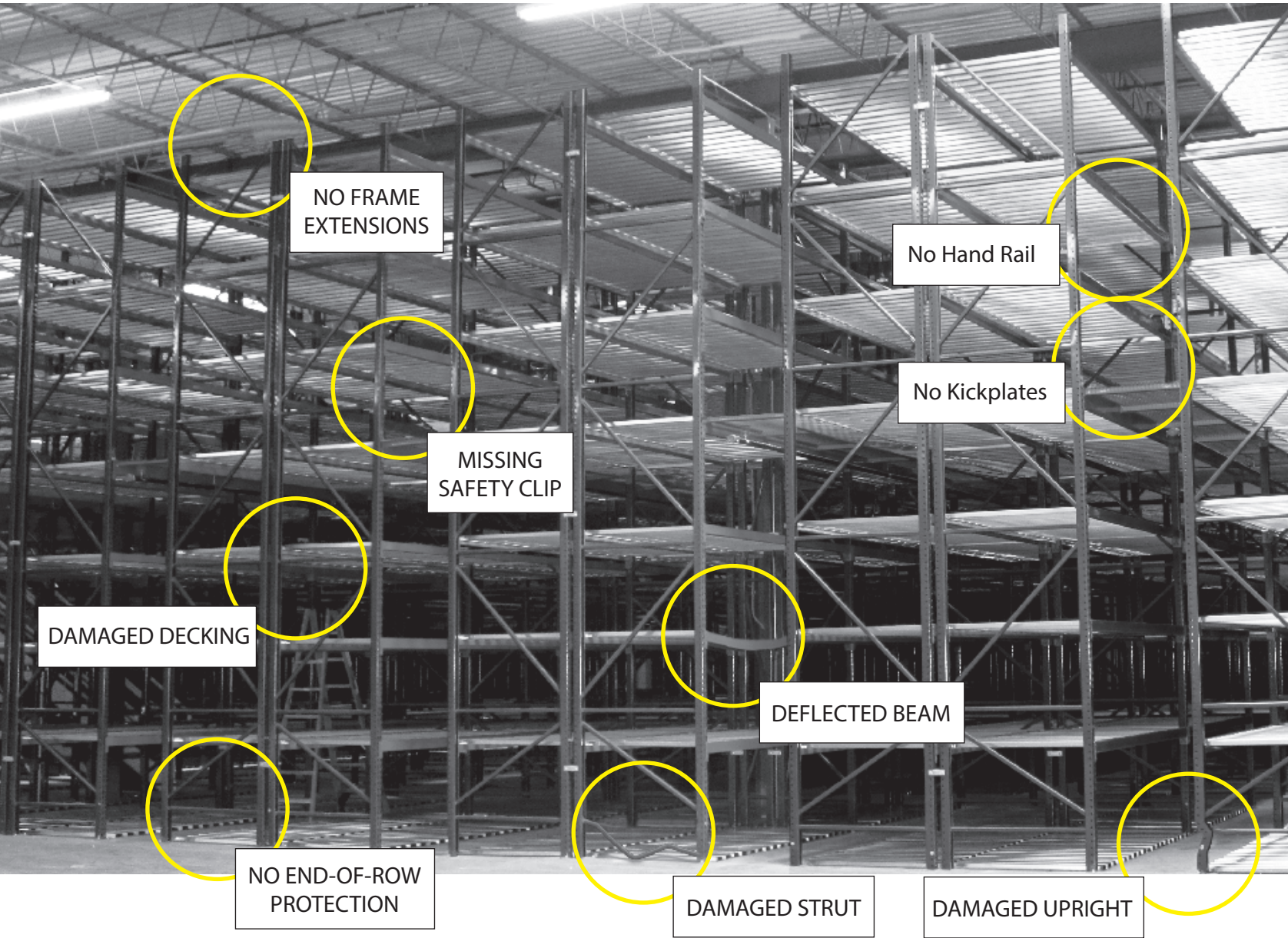


IS THIS YOUR RECORDS CENTER?

Endless fixes due to upright damage? Missing anchor bolts? Damaged, mismatched or overloaded beams? Overloaded leaning frames? A graffiti covered building invites vandalism. A street full of trash invites littering. A dented vehicle invites carelessness. Similarly, an unkempt records center invites injury to employees and damage to stored materials.

Appearance matters, and speaks volumes about your business to your customers, your investors, and of course, to insurance auditors and safety regulators. **A run-down records center drags down productivity and decreases your company's value.**

If your rack or shelving is in disrepair, who is to blame for one more careless forklift bump, or one more box in the aisle, or an accident?



READY FOR A NEW IMAGE? REB CAN HELP.



REB's superior rack remediation project management process is evidence they've built the model for the rack repair services business that works.
- Doug Berry, Iron Mountain



IDENTIFY.

REB provides a good product, fairly priced and the support that you get from them personally is without equal in the industry.
- Mike Faber, Paxton Record Retention

Keeping your records center operating safely and at peak efficiency begins with routine inspection and maintenance. International Building codes (IBC) and occupancy permits increasingly include ANSI/RMI (American National Standards Institute / Rack Manufacturers Institute) standards. Ask yourself, what standards are in place after a records center is put in operation or what about retrofitted records centers? Rack uprights are bumped and pushed by material handling equipment, beams elevations or pallet loads are readjusted to fit loaded pallets, and components are modified or aisles narrowed to accommodate inventory. All of that happens as a matter of running a records center, but what doesn't always happen is regularly inspecting rack systems. This is why your records center begins to look like a battlefield and this is where REB Storage Systems International can help.



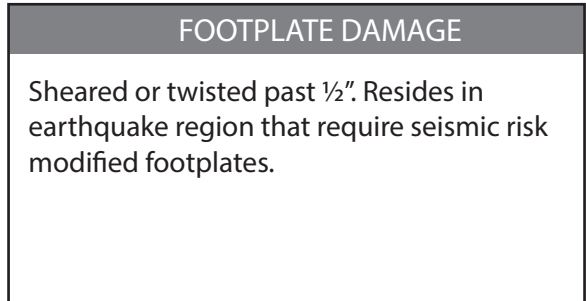
ASSESSMENT AND QUOTE

IDENTIFY



ANCHOR DAMAGE

Missing, broken or loose anchors are problematic because each upright footplate, both the front and back, must be anchored to the floor.



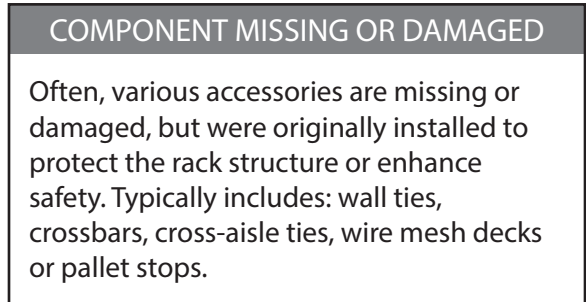
FOOTPLATE DAMAGE

Sheared or twisted past 1/2". Resides in earthquake region that require seismic risk modified footplates.



OVERLOADED BEAMS OR FRAMES

Using the RMI description, review the manufacturer's frame capacity charts. Remember that rated loads refer to an evenly distributed load along the length of the rated member.



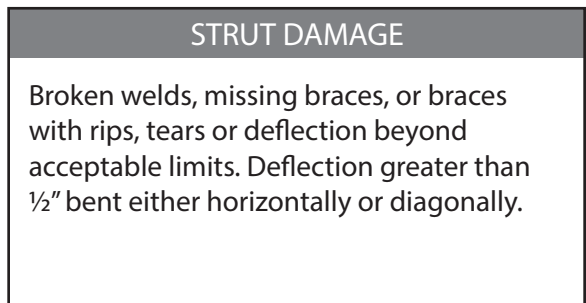
COMPONENT MISSING OR DAMAGED

Often, various accessories are missing or damaged, but were originally installed to protect the rack structure or enhance safety. Typically includes: wall ties, crossbars, cross-aisle ties, wire mesh decks or pallet stops.



COLUMN DAMAGE

Rips, tears or deflection beyond acceptable limits. This deflection is greater than 1/2" or damage that no longer can carry the original rated load.



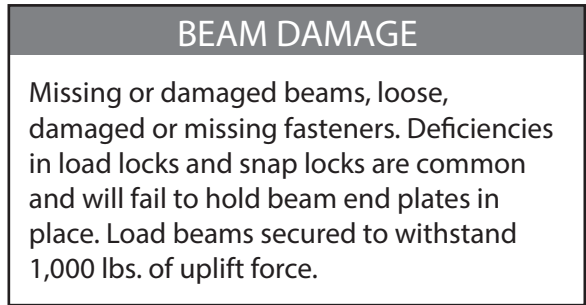
STRUT DAMAGE

Broken welds, missing braces, or braces with rips, tears or deflection beyond acceptable limits. Deflection greater than 1/2" bent either horizontally or diagonally.



LEANING FRAMES

When loaded, the minimum plumbness and straightness (both cross and down aisle) of the frame should be less than 1/2" per 10' of height.



BEAM DAMAGE

Missing or damaged beams, loose, damaged or missing fasteners. Deficiencies in load locks and snap locks are common and will fail to hold beam end plates in place. Load beams secured to withstand 1,000 lbs. of uplift force.

ANSI/RMI MH16.1 SETS FORTH STANDARDS FOR IDENTIFYING, REPAIRING OR REPLACING DAMAGED RACK AND DESIGNATES THAT STORAGE RACK SYSTEM MAINTENANCE & REPAIR IS THE RACK SYSTEM OPERATOR'S RESPONSIBILITY. AMONG THESE INCLUDE:

REPAIR & REPLACEMENT OF DAMAGED COMPONENTS

These shall be replaced by qualified persons following recommended and documented procedures. Repair components must be at least as strong as undamaged components.

OWNER MAINTENANCE

The owner shall maintain the structural integrity of the installed rack system assuring proper operational and maintenance procedures. Regularly inspect for damage and immediately unload the affected area and replace or repair the damaged column(s), beam(s), and other structural components.

ADDITIONS, ALTERATIONS & RECONFIGURATIONS

All additions, alterations and reconfigurations should meet the same requirements as the original installation.

RACK DAMAGE

Upon any visible damage, the pertinent portions of the rack should be unloaded immediately by the user until the damaged portion is repaired or replaced.

REPAIR.

Our focus is exclusively on providing excellence in storage system safety and repair. You simply won't find a team of experts dedicated specifically to these areas of service anywhere else.

- Linda Orlando, Remediation Ops. Manager,
REB Storage Systems International

Age has its advantages, experience being at the top of the list. Our more than 50 years of experience will help you identify and source your rack in need of repair. With hundreds of installations and repairs completed by our national installation professionals, REB can identify components from the original manufacturers or replace the damaged section of an upright with a pre-engineered rack repair kit customized for your specifications.

Rack systems are highly engineered, high performance structures that are designed to carry more than ten times the self-weight of the structure. Daily abuse, neglect, adding new rack, modifying or reconfiguring old rack can compromise the integrity of those systems in ways that goes beyond dents, rust, or chipped paint. Our service begins with an assessment and recommendations, followed by a quote, at your request, for the repair work.

Every member of our team is devoted to the success of your project. We go above and beyond to create customized solutions for each of our clients and will work with you through every step of your records center repair to ensure your satisfaction and the ultimate success of your company.

Made in the USA, our repair kits comply with the ANSI/RMI Standards 16.1 and offer the highest protection against impact. **Our 10 year warranty includes materials.**

Racks are repaired in place using a manufacturer-engineered rack lifting jack. This significantly reduces the disruption to your business and reduces the number of hours it takes to complete the job. REB will use a powder-coat paint to match your existing rack - giving the look and feel of a new records center.



PROJECT MANAGEMENT




Reinforced Column




With Deflector




With Single-Leg Repair




Safety Locks



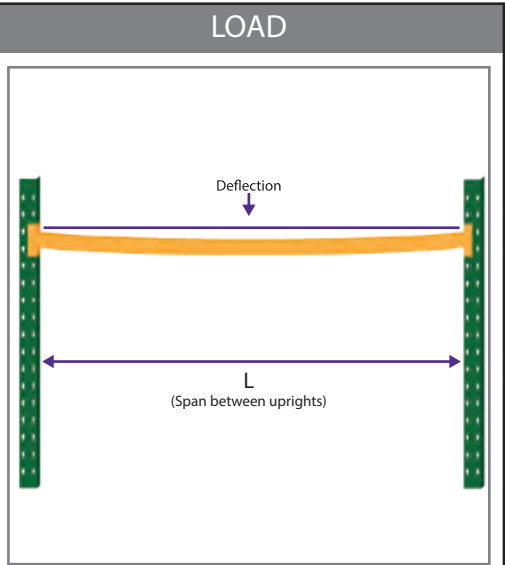
Footplate Bolts



Crossbars



REPAIR



Beam Deflection



Load Capacity Identification



Load Capacity Identification

PROTECT.

REB Storage Systems is a reliable and great company to partner with. I trust their products and if ever there is an issue, it is resolved and handled quickly and professionally. I readily and easily recommend REB to other businesses.

– Louise Atkinson, Cintas Corporation

Incorporating protection items into your racking system is a must to avoid or slow the wear and tear process. Protection products should not be viewed as ‘accessories’ to your system, but as essential items that serve the important function of keeping employees safe and stored materials protected.

REB specializes in identifying areas where protection products should be incorporated and will provide you with a detailed list of these concerns. We work with top manufacturers that enable us to supply and install only the highest quality safety products.



MAINTENANCE

PROTECT

FRAME PROTECTION



Column Protection



Column Protection



Guardrail/End-of-Row Protection

FALL PROTECTION



Netting




Kickplates & Hand Rail



Railings



Pallet Drop Areas



Paths of Egress



Main & Service Aisles

OSHA FALL PROTECTION GUIDELINES

GUARDRAILS	1910.23(e)(1)	Mezzanines, loading docks, roofs, etc.	Vertical 42" from upper rail surface to floor, platform, runway or ramp. Four sides.
TOEBOARDS	1910.23(e)(1)	Mezzanines, loading docks, roofs, etc.	Board flooring prevents falling materials to lower level.
SAFETY CHAINS	When guardrail isn't feasible or practical. Feb. 1982 & June 1983 LOIs.	Used for top & intermediate rails.	At least as effective as the swinging gate. Anchored posts structure capable of 200 lbs. load pressure.
HANDRAILS	1910.24	Single bar or pipe supported on brackets from wall or partition. Support for employee.	Stairways, ramps or other walking or working surfaces. Provisions for stairway widths and number of risers.
RAILINGS	1910.24	Protect from falls over edge of open-sided stairway.	All sides of exposed stairway. Provisions as above.
HOLE COVERS	1910.23 (a)	Prevent falls to lower level. Skylight or manhole openings.	Size of opening dictates cover, screen, or fixed std. railing with toeboard.
LADDER CAGES & WELLS	1910.27 (d)	All fixed ladders of more than 20-30 feet measured from base.	Cage fastened to ladder side rails enclosing employee in climbing area.
PERSONAL FALL PROTECTION	1910.66	Personal fall arrest systems to stop an employee after a fall. Body harness, etc.	Primary use for building maintenance or specialty permits.

www.osha.gov

FAQ.

I trust REB. I like working with REB because they do what they say they'll do. When you work with someone you trust, it makes the job a lot easier and then at the end of the project you're both satisfied.

- Dennis E. Barnedt, The Oasis Group

How do I know if my rack needs to be repaired?

Regular inspections are highly recommended. MHI created Guidelines for the Assessment and Repair or Replacement of Damaged Rack, which is available on their website www.mhi.org/rmi and provides a good inspection guide to follow. If you've done regular inspections and are beginning to see dents beyond ½" deep of the face of the upright, creases, broken welds or torn steel, it's time for repairs to avoid failure.

How do I know if my rack needs repair or replacement?

How bad is the damage? An inspection will focus on the degree of the damage in order to determine whether repair or replacement is the best course of action. REB's professionals are trained to look beneath scraped paint to determine if the metal beneath is weak. Measuring the gap between a straightedge applied to the concave side of a damaged rack upright allows them to gauge the size of the gap. That gap in the overall bend of the upright, taken along with the dents, buckles, tears or splits can determine the extent of the overall damage. Likewise, beams are measured for deflection, dents or twists, and faulty connections to determine whether they can be repaired or need to be replaced. Today, rack repair is often the best choice due to dramatic improvements in the technology.

Should we be worried about a rack collapsing like the pictures we see of those events?

If you think you should be worried, you probably have reason to believe your system is in need of repair. Ask yourself a few questions and you be the judge. When was the last time the warehouse rack and shelving systems were inspected? Have you had any changes in pallet design like changing from timber pallets to post pallets or using larger or smaller pallets than the original rack design specified? What other changes have occurred since your warehouse rack and shelving system was installed? Are you worried now?

What should we do if we suspect we have a badly damaged upright?

Damage most often occurs over time with the constant wear and tear of daily operations, so it's not always easy to know when you're facing a potential hazard. If your visual eye suspects the rack is no longer plumb, is tilting or out of alignment, appears overloaded or misloaded take action now. Fire protection teaches, stop, drop, and roll - REB's rack safety advice is immediately unload, tag, and call us for an inspection and repair.

Our records center is old and we're not certain who manufactured the rack. Will this mean that we'll need to replace damaged rack and shelving?

It's common for a business to buy a previously used records center already equipped with rack and shelving. It's also common for growing businesses to buy used equipment or inherit rack from another part of the company. In such circumstances, REB is the place to turn, with more than 50 years of experience selling and installing new and used systems, in all likelihood, we've seen your system before. We'll do our best to source the original manufacturer's replacement parts and/or supply repair product that closely match the original material.

Do we have to shut down our operations while the repair work is underway?

The new technologies that our installers employ means that, in most cases, a minimal amount of unloading is required, so there is minimum disruption to your business. Using the manufacturer's engineered lift, our installers create minimal disruption to your business. If you have unique repairs involving custom onsite welding or fabrication, we will plan in advance with you and schedule the best time to do those repairs.

Is a permit required?

Although there is no legal requirement to obtain a permit, it is good business practice to follow recommended industry standards. According to RMI (Rack Manufacturers Institute), the RMI/ANSI MH 16.1 specifications for new construction provides a working standard for repairs. If there is any doubt it would be prudent to contact the local building department.

What if our warehouse resides in a seismic zone?

According to the RMI, the building codes design manuals and the ANSI/RMI MH 16.1 all utilize the Seismic Design Categories A-F in their seismic design. REB has completed designs and installations for projects in the strictest U.S., South American, and Euro Code 8 seismic categories.

What is your warranty?

Our 10 year warranty includes materials.

Can REB service my records centers located throughout the country? What about international locations?

REB's nationwide service and international technicians are the same professionals that perform our customer installations for all types of solutions. REB's service teams are cross-trained to ensure the job is performed efficiently and to the highest quality. Our customers who rely on REB for ongoing maintenance services attest to the deep knowledge and customer commitment of our service technicians.



WHEN YOU'RE READY TO GET YOUR RECORDS CENTER IN SHAPE, REB IS HERE TO HELP.

Call REB Storage Systems International to schedule an appointment with one of our safety and remediation specialists who can perform an audit of your records center. You'll be provided with repair and ongoing protection recommendations. At your request, you'll receive a proposal and a corresponding scope drawing for these services.

For more than 50 years, REB Storage Systems International has handled every aspect of racking, shelving and material handling needs of some of the world's biggest and most successful companies. We are the exclusive racking and shelving designer and installer for many Fortune 500 companies, and have extensive experience designing custom solutions for small and medium businesses. We hope you will invite us to help you.

CONTACT



Global Toll Free: (800) 252-5955
Local: (773) 252-0400



info@rebstorage.com



(773) 252-0303



www.rebstorage.com



4556 W. Grand Ave.
Chicago, IL 60639

IDENTIFY.



REPAIR.



PROTECT.

